

Electro-hydraulic **Operating Table**

Electro-hydraulic **Operating Table**

JW Group		The specifications are subject to change without prior notice for improvement
JW Holdings	JW Bio Science / Manufacturer	2019 01 Printed in Korea
OFFICE 2477 Nambusunhwan-ro, Seocho-gu, Seoul, Republic of Korea	FACTORY 73, Chungjusandan 1-ro, Chungju-si Chungcheongbuk-do, Republic of Korea Tel: +82-43-855-7441 Fax: +82-43-855-7444	
OVERSEAS Tel: +82-2-840-6649 Fax: +82-2-841-1213 E-mail: export@jw-holdings.co.kr www.jw-holdings.co.kr	DOMESTIC Tel: +82-2-2109-7800 Fax:+82-2-852-1984 E-mail: web@jw-bioscience.co.kr www.jw-bioscience.co.kr	



Mission

- We are committed to Human Healthcare



Vision

- The Most Trusted Global Healthcare Group



Founding Principle

- Respect for Life
- The Pioneer Spirit

JW Group Profile



Foundation

1945
(Listed in 1976)



Head Office

Seoul
Republic of Korea



Business Field

Pharmaceuticals & Medical Devices



Business Structure

1 Holding Company & 12 Operating companies

Product list

— JW-T7000	04
— JW-T2000	12
— Orthopedic Extension Device	18
— Accessories	19



Operating Table JW-T7000 CE

The JW-T7000 surgical table is an innovative product combining es-
thetic design and cutting edge technology
This is a fully automated surgical table with the quality you can poss-
ibly imagine
The JW-T7000 is the perfect solution for the fast changing today's OR
environment



Smart, Strong, Simple



Smart &
Ergonomic

- Intelligent hand control working both wired & wireless
- LED Battery indicator
- Safety lock
- Back-up controller
- Self-compensating floor lock
- Built-in battery



Strong & Safe

- Loading capacity 270kg (all positions)
- Longitudinal shift 400mm
- Unique boltless design secures hygiene
- Memory pad prevents pressure ulcer
- Reliable and stable electronic - hydraulic system




Simple &
Easy access

- Minimum height of 600mm (Base height 150mm)
- Easy detachable head and leg plate (one touch removal)
- Extreme mobility with 4 castors



Operating Table JW-T7000 CE



Memory foam pad not only provides noticeably more comfortableness but prevents from pressure ulcer

Efficiently designed mounting point allows to connect or remove the part with one simple click

Built-in battery system in the event of power failure

4 swiveling castors provide excellent mobility to any direction

Maximum room for the feet ensures ergonomic work position



Backup controller provides complete override capability during any emergency. Battery and charging status are displayed



Not only wired but wireless IR Hand controller (self chargeable) ensures the precise table movement pressing one click enables level, height, tilt, trendelenburg



Exceptionally low base height (150mm) accommodates modern MIS and bariatric procedures

Self-leveling floor locks for stability on uneven floors

Operating Table JW-T7000 CE


Longitudinal shift(400mm) makes for easy accessibility when using C-arm



The table top that can be adjusted to a very low height(600mm) to suit the positions of seated clinicians such as in ophthalmology



Designed for a patient weight of up to 270kg including accessories
The electrohydraulically driven joints move the patient smoothly and precisely into the desired position



360° rotative 4 wheel casters are available in all section movement



The modular design with mounting points for extension module



One single click is all it takes to lock/ unlock the leg and head plate



Operating Table
JW-T7000 €

Operating Table JW-T7000



Extension Device



Lithotomy Position



Prone Kneeling Position



C-Arm Access



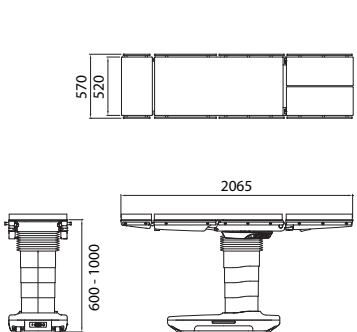
Lateral Position



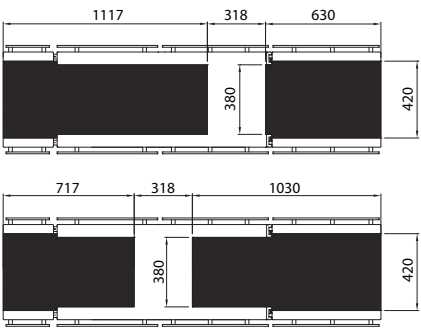
Jack Knife Position

Size and Drawing

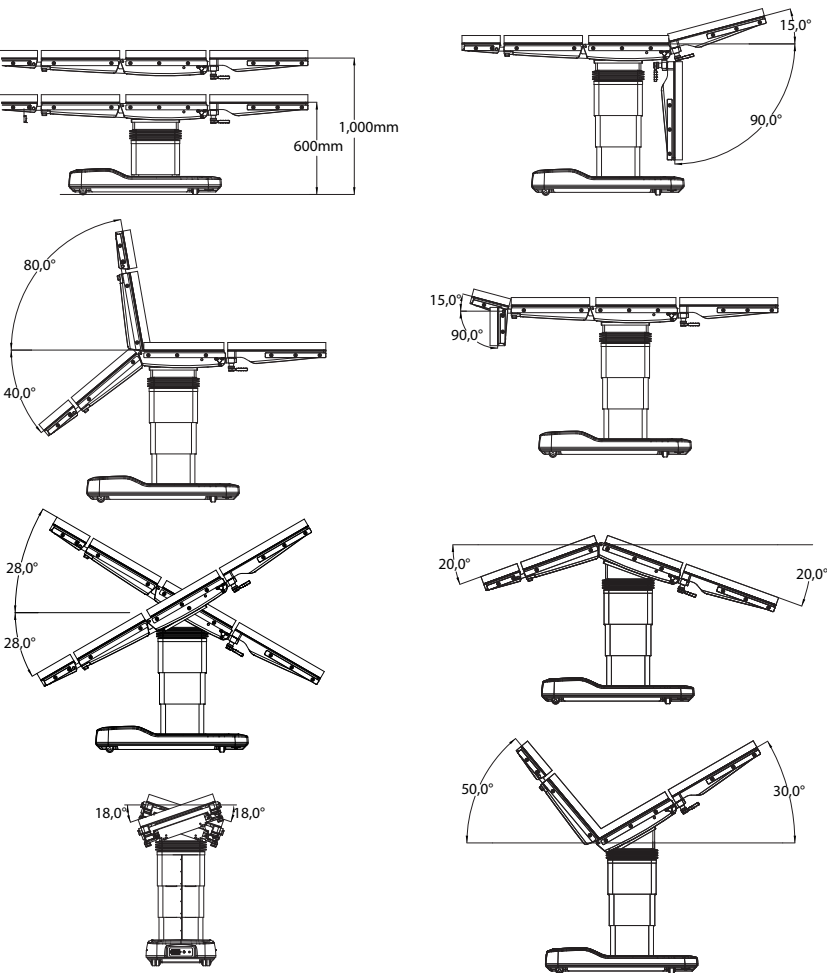
Table Top/ Front/ Side



Access for C-arm



Position



Accessory

Standard Accessory

Wired/ Wireless Remote Control Hand Switch

Arm Rest

Lateral Supporters

Screen Frame

Power Cord

Manual(Korean , English)

Option Accessory

Foot Boards

Knee Crutches

Shoulder Supporters

Hand Surgery Arm Rest

Orthopedic Extension Device

Head Rest & Adaptor

X-ray Film Cassette Plate

Lateral Supporters(rotating)

Body Strap

Arm Strap

Leg Strap

Drain Tray and Waste Receptacle

Specification

CONTENTS	DESCRIPTION
Overall Size (mm)	570(W) × 2065(L) × 1000(H)
Net Weight	290kg
Base Height	150mm
Height Adjustment	600mm~1000mm
Slide	400mm
Lateral/Trendelenburg	±18°/±28°
Back Section Refraction	-40°~+80°
Leg Section Refraction	-90°~+15°
Head Section Refraction	-90°~+15°
System	Electro-Hydraulic System
Remote Controller	Wire/Wireless Button Type
Power Source	100~240AC, 50/60Hz
Power Consumption	600W

Operating Table

JW-T2000

JW-T2000 is an electro-hydraulic operating table for all types of surgeries meeting all user requirements in its class. The ergonomic and esthetic design makes patient positioning easier and quicker and 300mm manual sliding allows full access of C-arm. Its modular construction with a wide range of posture possibilities offers comfort and operational efficiency



Reliable

- Heavy duty electro-hydraulic, mobile operating table
- The ergonomic design of the base together with the sliding function guarantees unlimited access for the surgeon to the patient
- Manual longitudinal shift (300mm) satisfying X-ray and C-arm access
- 605mm low table position is optimized for NS and MIS
- Loading capacity of 180Kg in all position



Comfortable

- Remote control with simple user interface
- 50mm memory foam mattress not only provides more comfort but prevents pressure ulcer



Easy to Use

- Light weight table top sections with one-touch release offering improved convenience for users
- Auto-lock
- One touch position adjustment such as zero-position, flex & reflex



Operating Table JW-T2000 CE



Height adjustment



Manual sliding



One touch de/attachment



Optimized remote control

Operating Table
JW-T2000 CE

Operating Table JW-T2000



Reflex



Flex



Trendelenburg



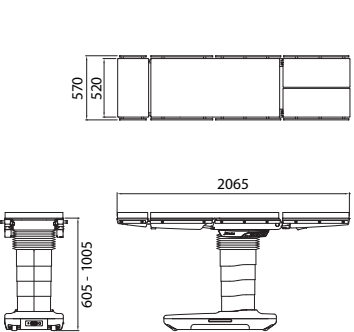
Lateral tilt(R)



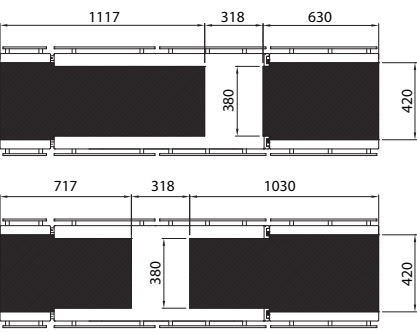
Lateral tilt(L)

Size and Drawing

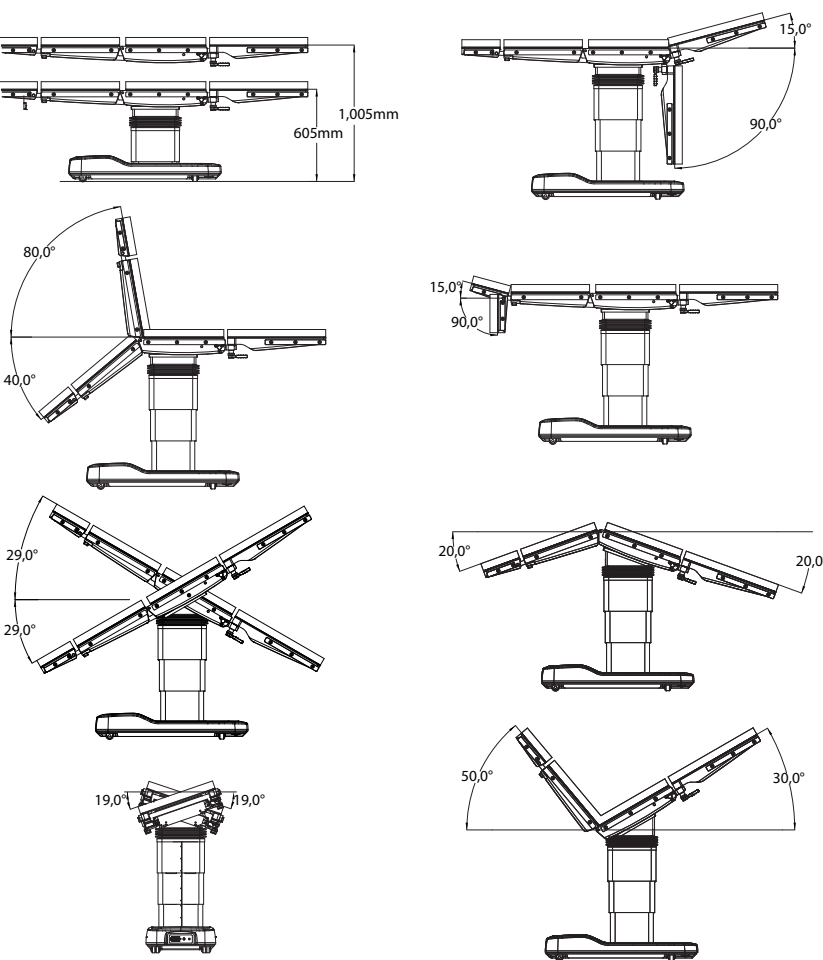
Table Top/ Front/ Side



Access for C-arm



Position



Sliding (L)



Sliding (R)



Low



High

Accessory

Standard Accessory

- Remote Control Hand Switch
- Arm Rest
- Lateral Supporters
- Screen Frame
- Power Cord
- Manual(Korean , English)

Option Accessory

- Foot Boards
- Knee Crutches
- Shoulder Supporters
- Hand Surgery Arm Rest
- Orthopedic Extension Device
- Head Rest & Adaptor
- X-ray Film Cassette Plate
- Lateral Supporters(rotating)
- Body Strap
- Arm Strap
- Leg Strap
- Drain Tray and Waste Receptacle
- Kidney Lift

Specification

CONTENTS	DESCRIPTION
Overall Size (mm)	520(W) × 2040(L) × 1005(H)
Net Weight	270kg
C-arm Access Area	Head : 1023mm/Foot : 999mm
Height Adjustment	605mm~1005mm
Manual Slide	300mm
Lateral/Trendelenburg	±19°/±29°
Back Section Refraction	-40°~+80°
Leg Section Refraction	-90°~+15°
Head Section Refraction	-90°~+15°
System	Electro-Hydraulic System
Hand Switch Control	Wired Button Type
Castor	Auto Lock (2 lockable castors)
Column Housing	Stainless Steel
Power Source	220~230AC, 50/60Hz
Power Consumption	600W

Orthopedic Extension Device



Features

- 1. This orthopedic extension device can be used with JW-T7000/ JW-T2000 operating Table
- 2. The extension device provides construction and intensity enough for strong and precise traction so that you may C-arm and X-ray easily
- 3. The simple and safe mounting of the extension device to the leg plate mounting point of the OR table is carried out with the help of the practical trolley. This provides safe storage for all accessories and is part of the scope of delivery
- 4. The main post for the pelvis supporter is not perpendicular but in the shape of "L" to provide more space for X-ray photographing and image intensifying
- 5. Connecting part of knee crutch, leg section crutch and accessories crutch are made of stainless steel(SUS304) by investment casting method

Accessory List

Standard Accessory	EA
Adapter to the Table	1 EA
Dual Joint Extension Bars	2 EA
Support Knee	1 EA
Screw Tensioners	2 EA
Traction boots (Adult Size)	1 SET
Pelvic Support	1 EA
Perineal Post	1 EA
Transport Equipment	1 EA

Specification

CONTENTS	DESCRIPTION
Length	1, 475mm
Width	340mm
Height	800mm
Safe Working Load	135Kg

JW-T7000 & T2000 Accessories

Standard Accessory



Arm Rest



Lateral Supporters



Screen Frame



Remote Control Hand Switch

Optional Accessory



Foot Boards



Knee Crutches



Shoulder Supporters



Hand Surgery Arm Rest



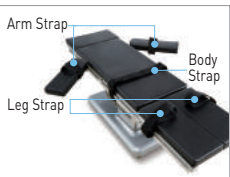
Head Rest & Adaptor



X-ray Film Cassette Plate



Lateral Supporters(rotating)



Straps



Drain Tray and Waste Receptacle



Rotating Leg plate